



MODEL : (ECONOMIC)



MODEL : (HEAVY)



MODEL : (EXTRA-EAVY)



A



B



C



D



E



30 MTR.



80 MTR.



100 MTR.

**www.kittytools.com AN ISO 9001: 2015 CO.**
**KT-616**
**DIGITAL MULTI METER**

MODEL : (ECONOMIC )

RATE : 990.00

MODEL : (HEAVY)

RATE : 1359.00

**KT-617**
**DIGITAL MULTI METER (EXTRA HEAVY)**

MODEL : (EXTRA HEAVY)

RATE : 2559.00

**KT-618**
**DIGITAL CLAMP METER (AC-DC)**

A) DT266

RATE: 1395/-

B) M-27

RATE: 2990/-

C) M-266

RATE: 3390/-

D) 200/1000 A CM 2030

RATE: 3990/-

E) MC-72 AUTO DIGITAL 4000 COUNTS

RATE: 5990/-

**KT-619**
**AUTOMATIC DIGITAL CLAMP METER (AC-DC)**

RANGE : 0 - 400 V, RESOLUTION 1V

ACCURACY 1% ± 5 COUNTS

CURRENT AC 0-400A, RESOLUTION 0.1A

RANGE 0-40A, ACCURACY 1.8%±5 COUNTS (50-60Hz)

RESISTANCE 0.1 ACCURACY 1%±5 COUNTS

ENVIRONMENTAL SPECIFICATIONS : OPERATING TEMP. -10°C TO +50°C

STORAGE TEMP. -30°C TO +60°C OPERATING ALTITUDE 2000 MTR.S.

RATE: 19900/-

**KT-620**
**TRUE RMS AC/DC CLAMP METER**

376 TRUE RMS AC/DC CLAMP METER

RATE : 53990

RANGE : 2500A A

RESOLUTION 0.1 A (&lt; 600A) 1A(&lt; 2500A)

ACCURACY 3% ± 5 DIGITS (5-500Hz)

DC CURRENTY 600.0A RESOLUTION 0.1 A

ACCURACY 2% ± 5 DIGITS

AC/DC VOLTAGE : 600.0V RESOLUTION 0.1V

ACCURACY 1.5% ± 5 DIGITS

**KT-621**
**THERMOMETER WITH HYGROMETER CLOCK**

Working range outdoor -40°C to 70°C (-40°F to 158°F)

Error 0.1°C ; indoor 0°C to 50°C (32°F to 122°F)

Humidity 10% - 99%

Resolution 1% and accuracy: ± 5% weight is 205gm.

Battery 1.5 v dc of AAA size reset and mode change feature AVI

Back side hook for hanging

**RATE PER PC**

1295.00

**KT-622**
**DISTANCE LASER METER**

MEASUREMENT Accuracy: ±1.5 MM

MEASUREMENT UNITS MM/INCH/FEET

MEASUREMENT TIME : &lt;0.5SEC.

MAX. STORAGE : 99 UNITS

AUTOMATIC BACK LIGHT : YES

LASER LEVEL : II

LASER TYPE: 635NM &lt;1mW,

AUTOMATIC LASER CUT OFF 20 SEC.

AUTOMATIC UNIT SHUTDOWN : 150SEC.,

BATTERY 1.5V 3\* AAA,

STORAGE HUMIDITY : RH85%

STORAGE TEMP. 20°C TO 60°C

MODEL :	30 MTR.	40 MTR.	50 MTR.	60 MTR.	80 MTR.	100 MTR.	120 MTR.
REGULAR :	5990/-	6800/-	7800/-	8200/-	8400/-	10400/-	12400/-
HEAVY :	9900/-	11900/-	13900/-	15900/-	19900/-	26900/-	31900/-
E-HEAVY :	13900/-	15900/-	19900/-	23900/-	28900/-	39900/-	44900/-

[www.kittytools.com](http://www.kittytools.com)
**AN ISO 9001: 2015 CO.**
[www.kittytools.com](http://www.kittytools.com)

**ELECTRIC**
**GASOLINE ENGINE**

**ELECTRIC**
**GASOLINE ENGINE**

**KT-623**
**MATERIAL HOLDING LIFT**

	RATE (WITH 3 HP SINGLE PHASE MOTOR)	RATE ( WITHOUT MOTOR)
REGULAR	159000.00	119000.00
EXTRA HEAVY	179000.00	139000.00
<hr/>		
SPARE TROLLY	RATE 30000.00	

**KT-624**
**MINI CONCRETE MIXER**
**MODEL : ELECTRIC**

CAPACITY 3.5 CUBIC FEET (1/2 BAG ) 80KG., 220 LTR  
 DRUM TYPE TILTING, DRUM OPENING 400 MM,  
 MOTOR 1 HP SINGLE PH. , 230 V, 50Hz, 900 W, S630%  
 MAX. WEIGHT CAP. 180 POUNDS

**RATE : 75000.00**
**MODEL : GASOLINE ENGINE**

CAPACITY 3.5 CUBIC FEET (1/2 BAG ) 80KG., 220 LTR,  
 DRUM TYPE TILTING, DRUM OPENING 400 MM  
 MAX. WEIGHT CAP. 180 POUNDS

**RATE : 135000.00**
**KT-625**
**MINI CONCRETE MIXER (PORTABLE)**
**MODEL: ELECTRIC**

CAPACITY 3.5 CUBIC FEET (1/2 BAG ) 80KG. , 220 LTR,  
 DRUM TYPE NON TILTING, DRUM OPENING 400 MM  
 MOTOR 1 HP SINGLE PH. , 230 V, 50Hz, 550 W, RPM 23, S630%  
 MAX. WEIGHT CAP. 180 POUNDS

**RATE : 78000.00**
**MODEL : GASOLINE ENGINE**

CAPACITY 3.5 CUBIC FEET (1/2 BAG ) 80KG. , 220 LTR,  
 DRUM TYPE NON TILTING, DRUM OPENING 400 MM  
 MAX. WEIGHT CAP. 180 POUNDS

**RATE : 131000.00**
**KT-626**
**CONCRETE MIXER**

<b>CAPACITY</b>	<b>RATE WITH ENGINE (6HP)</b>	<b>RATE WITHOUT ENGINE</b>
1 BAG (500LTR.)	179000.00	129000.00
<b>CAPACITY</b>	<b>RATE WITH ENGINE (8HP)</b>	<b>RATE WITHOUT ENGINE</b>
1.5 BAG (700LTR.)	199000.00	159000.00
<b>CAPACITY</b>	<b>RATE WITH MOTOR (3HP 3PHASE)</b>	<b>RATE WITHOUT MOTOR</b>
1 BAG	159000.00	129000.00
<b>CAPACITY</b>	<b>RATE WITH MOTOR (5HP 3PHASE)</b>	<b>RATE WITHOUT MOTOR</b>
1.5 BAG	189000.00	159000.00


**KT-627**
**CONCRETE MIXER WITH HOOPER**

<b>CAPACITY</b>	<b>RATE WITH ENGINE (10HP)</b>	<b>RATE WITHOUT ENGINE</b>
1 BAG	295000.00	259000.00
<b>CAPACITY</b>	<b>RATE WITH ENGINE (10HP)</b>	<b>RATE WITHOUT ENGINE</b>
1.5 BAG	355000.00	299000.00
<b>CAPACITY</b>	<b>RATE WITH MOTOR (5HP 3PHASE)</b>	<b>RATE WITHOUT MOTOR</b>
1 BAG	279000.00	259000.00
<b>CAPACITY</b>	<b>RATE WITH MOTOR (7.5HP 3PHASE)</b>	<b>RATE WITHOUT MOTOR</b>
1.5 BAG	335000.00	299000.00

**KT-628**
**CONCRETE MIXER WITH LIFT**

<b>CAPACITY</b>	<b>RATE WITH ENGINE (10HP)</b>	<b>RATE WITHOUT ENGINE</b>
1 BAG	435000.00	390000.00
<b>CAPACITY</b>	<b>RATE WITH ENGINE (10HP)</b>	<b>RATE WITHOUT ENGINE</b>
1.5 BAG	485000.00	440000.00
<b>CAPACITY</b>	<b>RATE WITH MOTOR (5HP 3PHASE)</b>	<b>RATE WITHOUT MOTOR</b>
1 BAG	425000.00	390000.00
<b>CAPACITY</b>	<b>RATE WITH MOTOR (7.5HP 3PHASE)</b>	<b>RATE WITHOUT MOTOR</b>
1.5 BAG	475000.00	440000.00

SPARE LIFT      RATE PER FEET  
990.00


**KT-629**
**BLOCK SPLITTERS (HAND OPERATED)**
**RATE**  
23500.00

**ELECTRIC**
**GASOLINE ENGINE**
**KT-630**
**EARTH COMPACTOR**
**MODEL : ELECTRIC**

MOTOR 3 HP SINGLE PH. , 230 V, 50Hz,

**RATE : 19000.00 (WITHOUT MOTOR)**
**RATE : 39000.00 (WITH MOTOR)**
**RATE : 36000.00 (WITH GASOLINE ENGINE)**
**KT-631**
**SAND/ CONCRETE MIXER PAN**
**MODEL: ELECTRIC**

CAPACITY 3.5 CUBIC FEET (1/2 BAG ) 80KG. , 220 LTR,

DRUM TYPE NON TILTING, DRUM OPENING 400 MM

MOTOR 1 HP SINGLE PH. , 230 V, 50Hz, 550 W, RPM 23, S630%

MAX. WEIGHT CAP. 180 POUNDS

**RATE : 78000.00**
**KT-632**
**PORTABLE CONCRETE MIXER PAN**
**CAPACITY**

1 BAG (500LTR.)

**RATE WITH ENGINE (6HP)**

179000.00

**RATE WITHOUT ENGINE**

129000.00

**KT-633**
**CONCRETE MIXER PAN WITH LADDER**
**CAPACITY**

1 BAG

**RATE WITH ENGINE (10HP)**

295000.00

**RATE WITHOUT ENGINE**

259000.00

**CAPACITY**

1.5 BAG

**RATE WITH ENGINE (10HP)**

355000.00

**RATE WITHOUT ENGINE**

299000.00

**KT-634**
**AUTOMATIC PAN MIXER**
**CAPACITY**

1/2 BAG, 250KG,

5HP, 3PHASE MOTOR

BLADE &amp; ROLLER STIRRER TYPE,

TRANSMISSION PLANETARY GEAR BOX

DISCHARGE LEVER TYPE

PAN SIZE: 4 FEET, BASE STRUCTURAL STEEL

**RATE :**  
395000.00

**CAPACITY**

1BAG, 450KG,

7.5HP, 3PHASE MOTOR

BLADE &amp; ROLLER STIRRER TYPE,

TRANSMISSION PLANETARY GEAR BOX

DISCHARGE LEVER TYPE

PAN SIZE: 5 FEET, BASE HEAVY STRUCTURAL STEEL

**RATE :**  
455000.00

**KT-635**
**WASTE BRICK CRUSHER**
**WITH ELECTRIC MOTOR**

CRUSHING CAPACITY 1000PCS/HR.

(1.9 CUBIC METER)

MOTOR 7HP 3PHASE, 415V

WEIGHT 1650 KG, NO. OF TYRE-4

BRICK SIZE : 20MM-80MM(244x100x75)

CRUSHING UNIT 40MM,

SHAFT LENGHT 850MM, THICKNESS 102MM

**RATE: 290000.00**
**WITH DIESEL ENGINE :**

CRUSHING CAPACITY 1000PCS/HR.

(1.9 CUBIC METER)

ENGINE 12HP , WEIGHT 1850 KG

NO. OF TYRE-4

BRICK SIZE : 20MM-80MM(244x100x75)

CRUSHING UNIT 40MM,

SHAFT LENGTH 850MM, THICKNESS 102MM

**RATE: 299000.00**
**KT-636**
**WASTE BRICK CRUSHER WITH CONVEYOR**
**SEMI AUTOMATIC MILD STEEL, CONVEYOR LENGTH 850MM**
**BENEFITS OF THE CONVEYOR: IT CAN EASILY LOAD THE CRUSH PIECES DIRECTLY TO THE TROLLEY**
**RATE: 399000.00**


www.kittytools.com AN ISO 9001: 2015 CO. www.kittytools.com





[www.kittytools.com](http://www.kittytools.com)  
**AN ISO 9001: 2015 CO.**  
[www.kittytools.com](http://www.kittytools.com)

**VEHICLE FIRE EXTINGUISHER WITH STAND**
**KT-637**
**RATE (PER PC)**


499.00

**ABC DRY POWDER PORTABLE FIRE EXTINGUISHERS**
**KT-638**

(1 KGS.)	(2 KGS.)	(4 KGS.)	(5 KGS.)	(6 KGS.)	(9 KGS.)
RATE (PER PC)	RATE (PER PC)	RATE (PER PC)	RATE (PER PC)	RATE (PER PC)	RATE (PER PC)
1395.00	1799.00	2199.00	2390.00	2790.00	3190.00

**WATER MIST FIRE EXTINGUISHERS**
**KT-639**
**(9 LTR.)**  
**RATE (PER PC)**  
 3190.00

**MECHANICAL FOAM FIRE EXTINGUISHERS**
**KT-640**
**4.5 KG. (9 LTR.)**  
**RATE : 3150.00**
**JET RANGE (IN METER) 6**  
**JET MAINTAIN FOR MINIMUM PER SECOND 25**  
**DISCHARGE TIME PER SECOND 25-90**  
**MINIMUM % OF DISCHARGE 95**  
**EMPTY WEIGHT IN KG. 5.5**  
**FULL WEIGHT IN KG. 14.5**
**MIST WATER TROLLEY FIRE EXTINGUISHERS**
**KT-641**
**(50 LTR.)**  
**RATE : 65000.00**
**OPERATING PRESSURE BAR 34**  
**EXTINGUISHING GUN 750 GM**  
**AIR CYLINDER 6L 300 BAR**
**MECHANICAL FOAM TROLLEY FIRE EXTINGUISHERS**
**KT-642**
**(50 LTR.)**  
**RATE : 15950.00**
**JET RANGE (IN METER) 10**  
**JET MAINTAIN FOR MINIMUM PER SECOND 60**  
**DISCHARGE TIME PER SECOND 60-180**  
**MINIMUM % OF DISCHARGE 95**  
**EMPTY WEIGHT IN KG. 34**  
**FULL WEIGHT IN KG. 84**
**ABC DRY POWDER TROLLEY FIRE EXTINGUISHERS**
**KT-643**
**(25 KGS.)**  
**RATE : 41000.00**


**www.kittytools.com AN ISO 9001: 2015 CO. www.kittytools.com**
**KT-644**
**PU FIRE HOSE PIPE**

<b>RATE (PER METER)</b> 240.00	<b>DIA METER 50 MM</b> <b>PRESSURE 1.6 Mpa</b>
<b>RATE (PER METER)</b> 550.00	<b>DIA METER 65 MM</b> <b>PRESSURE 3.5 Mpa</b>

**KT-645**
**FIRE FIGHTING WATER PIPE**

<b>RATE (PER ROLL)</b> 8500.00	<b>DIA METER MM</b>	<b>BURSTING PRESSURE (KGF/CM<sup>2</sup>)</b>	<b>PROOF PRESSURE (KGF/CM<sup>2</sup>)</b>	<b>COIL DIA 30MTR)</b> <b>CM</b>
	38	35.7	21.4	45
	50	35.7	21.4	45
	63	35.7	21.4	45
	70	35.7	21.4	45

**KT-646**
**SINGLE WAY LANDING VALVE COOPER**
**RATE (PER PC)**  
11399.00

**FIRE HYDRANT SCREWED INLET VALVE**
**RATE (PER PC)**  
11990.00

**KT-647**
**SINGLE WAY LANDING VALVE STAINLESS STEEL**
**RATE (PER PC)**  
9999.00

**KT-648**
**FIRE HYDRANT SYSTEM TWO WAY TYPE**
**RATE (PER PC)**  
25999.00

**KT-649**
**SWIM TYPE CHECK VALVE**
**RATE (PER PC)**  
13999.00

**KT-650**
**ELECTRIC SIREN (1KM)**
**RATE (PER PC)**  
7999.00

www.kittytools.com AN ISO 9001: 2015 CO. www.kittytools.com


**LATEX RUBBER INDUSTRIAL RUBBER**

**LEATHER MULTICOLOUR**

**NYLON (LATEX) HALF DIP NYLON (LATEX) FULL DIP RUBBER PALM COATED**

**COTTON DENIM**

**A B C**

**REGULAR HEAVY**

**Triple Layer Ordinary ISI Breathing Valve**

**KT-651**
**SAFETY GLOVES**

MODEL	RATE		
	REGULAR	MEDIUM	HEAVY
COTTON	45.00	59.00	88.00
PLASTIC	59.00	95.00	135.00
DENIM	59.00	95.00	115.00
LEATHER	159.00	235.00	335.00
RUBBER	159.00	250.00	350.00
RUBBER INDL.	159.00	250.00	350.00
NYLON (LATEX) HALF DIP	85.00	120.00	180.00
NYLON (LATEX) FULL DIP	120.00	190.00	280.00
RUBBER PALM COATED	120.00	160.00	190.00
LEATHER MULTI COLOUR	110.00	150.00	180.00

**KT-652**
**INDUSTRIAL DUST SAFETY MASK**

MODEL	A	B	C
RATE	79.00	359.00	960.00

**KT-653**
**RESPIRATOR SAFETY MASK**

RATE	1990.00
------	---------

**KT-654**
**CHEMICAL SAFETY MASK**

MODEL	RATE
REGULAR	2990.00
HEAVY	3990.00

**KT-655**
**SAFETY MASK**

Ordinary	Tripple Layer	ISI Breathing Valve
RATE 15.00	RATE 28.00	RATE 135.00

**KT-656**
**GUM BOOT**

MODEL	SIZE	SIZE	RATE
REGULAR	6, 7, 8	9, 10 11, 12	359.00
HEAVY	6, 7, 8	9, 10 11, 12	595.00

**KT-657**
**SAFETY SHOES**

MODEL	SIZE	RATE	MODEL	SIZE	RATE
REGULAR	6, 7, 8 9, 10 11, 12	440.00	HIGH NECK	6, 7, 8 9, 10 11, 12	680.00

www.kittytools.com AN ISO 9001: 2015 CO. www.kittytools.com



SINGLE ROPE BOLT TYPE

DOUBLE ROPE HOOK TYPE


**KT-658**
**FIRE FALL SAFETY KIT**

ITEM	RATE	ITEM	RATE
A) COTTON SAFETY JACKET	440.00	C) LONG JACKET	880.00
B) COTTON SAFETY JACKET (HEAVY)	499.00	D) BODY FIT JACKET	999.00

**KT-659**
**SAFETY JACKET**

SIZE	RATE
1" GLOW STRIP	119.00
2" GLOW STRIP	135.00

**KT-660**
**FIRE EXTINGUISHER SAFETY JACKET REFLECTIVE**

SIZE	RATE
1" GLOW STRIP	1995.00
2" GLOW STRIP	2335.00

**KT-661**
**SAFETY BELT**

MODEL	RATE	MODEL	RATE
SINGLE ROPE BOLT TYPE	1295.00	SINGLE ROPE HOOK TYPE	1895.00
DOUBLE ROPE BOLT TYPE	1450.00	DOUBLE ROPE HOOK TYPE	2195.00

**KT-662**
**FIRE EXTINGUISHER SAFETY JACKET**

	LIGHT	MEDIUM	HEAVY
PLASTIC RATE	59.00	95.00	135.00
LEATHER	159.00	235.00	335.00
DENIM	59.00	95.00	115.00
RUBBER	159.00	250.00	350.00

**5 POCKET SPLIT LEATHER PROFESSIONAL CARPENTER APRON**
**KT-663** Rs. 700.00

 1 Large Main Pocket, 1 Medium Size Nail Pocket with Metal Tape Holder.  
 3 Small Tool Pockets & Ovner Knife Sheath with One Metal Fix Hammer Holder  
 Double Stitched & Rivet for Double Strength Adjustable Belt with Double Bucket.

**SPLIT LEATHER POWER TOOLS HOLDER**
**KT-664** Rs. 1000.00

 1 Large Main Pocket, 1 Medium Size Front Nail Pocket with one leather Hammer Loop,  
 1 Leather Drill Holster with 3 Small Pencil Pockets, 6 Small & 5 Large Bit Pockets  
 Rivet Added for Extra Strength, Adjustable Belt with Quick Release Buckle.

**10 POCKETS SPLIT LEATHER EXTRA LARGE CAPACITY NAIL & TOOL BAG**
**KT-665** Rs. 750.00

 1 Large Main Pocket, 1 Medium Size Front Nail Pockets  
 2 Belt Level Inner Pockets, 6 Small Pencil Pockets, 2 Metal Fixed Hammer Holder  
 Double Stitched & Rivet Reinformed with Tunnel Slot

**11 POCKETS PROFESSIONAL STYLE SPLIT LEATHER CARPENTER APRON**
**KT-666** Rs. 900.00

 2 Large Main Pocket, 2 Medium Size Nail Pockets  
 1 Metal Bloodle Hammer Holder & 2 Leather Hammer Loops Stitched & Rivet Rein  
 Formed for Added Strength, 2 Adjustable Heavy Duty Leather Belt with Bucket.

**13 POCKETS EXTRA LARGE CAPACITY SPLIT LEATHER CARPENTER APRON**
**KT-667** Rs. 1250.00

 2 Large Main Pocket, 2 Medium Size Pockets & 6 Small Tool Pockets to Hold a  
 Variety of Tools 2 Fixed Metal Hammer Holder with Leather Tools Pockets Double  
 Stitched & Extra rivet Reinformed for added strength Adjustable Nylon Belt with  
 Quick Release Bucket.





REGULAR MEDIUM HEAVY



FIRE SAFETY



REGULAR 3M PELTOR 3M FOLDABLE



www.kittytools.com AN ISO 9001: 2015 CO. www.kittytools.com

**KT-668**
**CAUTION TAPE**

SIZE	RATE
250 Mtr.	315.00
500 Mtr.	599.00

**KT-669**
**REFLECTIVE TAPE**

SIZE	RATE
50 Mtr.	19.00 PER Mtr.

**KT-670**
**PLASTIC SAFETY CHAIN**

MODEL	RATE
RED & WHITE (10 Mtr.)	26.00 Per Mtr.

**KT-671**
**SAFETY CONE**

MODEL	RATE
LIGHT	395.00
MEDIUM	595.00
HEAVY	935.00

**KT-672**
**SAFETY HELMET**

MODEL	RATE
REGULAR	119.00
MEDIUM	170.00
HEAVY	245.00

**KT-673**
**FIRE SAFETY HELMET**

FIRE SAFETY	RATE
REGULAR	119.00
HEAVY	135.00

**KT-674**
**EAR MUFFS**

MODEL	RATE
REGULAR	249.00
3M FOLDABLE	1999.00
3M PELTOR	5999.00


**KT-675**
**SAFETY GOGGLES**

MODEL	RATE
A	49.00
B	53.00
C	59.00
D	65.00
E	115.00
F	135.00
G	335.00
H	395.00
I	425.00

**KT-676**
**FIRST AID KIT**

SMALL	BIG
RATE	RATE
2115.00	1670.00




**www.kittytools.com AN ISO 9001: 2015 CO.**
**KT-677**
**INVERTOR BASE WELDING SET**

MODEL	RATE	TECHNICAL SPECIFICATION
200 AMP Light (IGBT)	9000.00	(DC ARC, INVERTOR TYPE, 29A, O.C.V. 65V DC, 50Hz, AC 220, 1PH)
200 AMP Heavy (IGBT)	9900.00	(DC ARC, INVERTOR TYPE, 29A, O.C.V. 65V DC, 50Hz, AC 220, 1PH)
200 AMP Heavy (Mosfet)	13900.00	(O.C.V. 65V DC, 32V DC, 6KVA, 50Hz, AC 220, 1PH, IP21S)
250 AMP (IGBT)	13900.00	(O.C.V. 65V DC, 32V DC, 4.5KVA, 50Hz, AC 120-560, 1PH, IP21S)
250 AMP Heavy (Mosfet)	19900.00	(O.C.V. 68V DC, 7KVA, 50Hz, AC 220-230, 1PH, IP21S)
255 AMP (IGBT)	14500.00	(O.C.V. 65V DC, 32V DC, 4.5KVA, 50Hz, AC 120-560, 1 & 2 PH, IP21S)
300 AMP (IGBT)	19999.00	(O.C.V. 75-85V DC, 24V DC, 16.6KVA, 50Hz, AC 60-560, 1 & 2 PH, IP21S)
300 AMP (Mosfet)	29999.00	(O.C.V. 56V DC, 24V DC, 18.5KVA, 100W, 50Hz, AC 415, 3 PH, IP21S)
400 AMP (IGBT)	49999.00	(O.C.V. 280V DC, 24V DC, 18.4KVA, 50Hz, AC 60-560, 3 PH, IP21S)

**KT-678**
**DC INVERTOR MIG WELDER**

MODEL:	MIG 250	MIG 300	MIG 350	MIG 400	MIG 500
RATE :	75000.00	90000.00	110000.00	130000.00	180000.00

**KT-679**
**DC INVERTOR MIG WELDER**

MODEL:	MIG 250	MIG 300	MIG 350	MIG 400	MIG 500
RATE :	75000.00	90000.00	110000.00	130000.00	180000.00

**KT-680**
**WELDING HOLDER**

MODEL	A	B	C
RATE	225.00	425.00	459.00
MODEL	D (COOPER TEETH)	E (FULLY INSOLATED)	F (CLOSED HEAD)
RATE	499.00	890.00	1190.00
MINI MODEL	LIGHT	MEDIUM	HEAVY
RATE	249.00	290.00	390.00

**KT-681**
**WELDING CABLE**

	GAUGE	SQ/MM	WIRE	AMPERE	RODE SIZE	PRICE/Mtr.
REGULAR	38	16	350	200	12-10	298.00
	38	25	500	200	12-10	339.00
	38	35	750	300	12-10	439.00
	38	50	1000	400	12-8	639.00
	38	70	1200	500	12-8	890.00
HEAVY	36	16	500	200	12-8	335.00
	36	25	800	300	12-8	399.00
	36	35	1100	400	12-8	535.00
	36	50	1500	500	12-8	840.00
	36	70	2000	600	12-8	1050.00

**KT-682**
**CABLE CONNECTOR**


PLUG MALE	PLUG FEMALE		
SIZE	10-25 MM	35-50 MM	50-70 MM
RATE	89.00	139.00	245.00
CONNECTOR PATTI TYPE	IMPORTED		INDIAN
RATE	299.00		330.00

**KT-683**
**BOOSTER CABLE 1000 AMP.**

RATE	1999.00
------	---------

**KT-684**
**CROCODILE CLIPS**

NORMAL (MS TEETH)	HEAVY (COPPER TEETH)
RATE	RATE
199.00 per pc.	599.00 per pc.


**RUBBER GAS PIPE**


www.kittytools.com

AN ISO 9001: 2015 CO.

www.kittytools.com

**KT-685**
**AUTO DARKENING WELDING HELMET**
**RATE**  
3795.00

**KT-686**
**GAS WELDING TORQUE**
**WHITE**  
**RATE (PER PC)**  
9.00

**BLACK**  
**RATE (PER PC)**  
22.00

**KT-686-A**
**HAND WELDING SCREEN**
**FIBRE (BROWN)**  
**RATE (PER PC)**  
199.00

**PVC (BLACK)**  
**RATE (PER PC)**  
390.00

**KT-687**
**WELDING GOOGLES**
**MODEL : A**  
**RATE** 2199/- (AUTO DARKENING)

**B**  
**RATE** 299/-

**MODEL : C**  
**RATE** 339/-

**D**  
**RATE** 190/-

**MODEL : E**  
**RATE** 79/-

**F**  
**RATE** 59/-

**KT-688**
**RUBBER GAS PIPE**
**RUBBER GAS PIPE**

BORE	8MM	10MM
<b>REGULAR</b>	88/-PER MTR.	120/- PER MTR.
<b>HEAVY</b>	130/-PER MTR.	180/- PER MTR.
<b>ISI</b>	192/-PER MTR.	250/-PER MTR.

**KT-689**
**GAS CUTTING NOZZLE**
**SIZE:** 3/64 (1.2 MM) , 1/16 (1.6 MM) , 5/64 (2.0 MM),  
**ITEM**    **REGULAR**    **HEAVY**  
**RATE**    290/-        340/-

**KT-690**
**GAS WELDING TORQUE TIPS**

SIZE	0#	1#	2#	3#	4#	5#
<b>ORDINARY</b>	199/-	199/-	199/-	199/-	299/-	299/-
<b>REGULAR</b>	290/-	290/-	290/-	290/-	399/-	399/-
<b>HEAVY</b>	340/-	340/-	340/-	340/-	490/-	490/-

**KT-691**
**WELDING CABLE THIMBLE**
**ROUND TYPE**  
**RATE (PER PC)**  
69.00

**OPEN TYPE**  
**RATE (PER PC)**  
75.00

www.kittytools.com

AN ISO 9001: 2015 CO.

www.kittytools.com


 SINGLE GAUGE  
SINGLE STAGE

 DOUBLE GAUGE  
SINGLE STAGE

 SS BODY  
DOUBLE STAGE

 DOUBLE STAGE  
FULL BRASS


LIGHT

HEAVY



T-TYPE



L-TYPE



THREE IN ONE



LEVER TYPE

**KT-692**
**GAS WELDING TORQUE**

 REGULAR  
RATE (PER PC)  
2299.00

 HEAVY FULL BRASS  
RATE (PER PC)  
5399.00

**KT-693**
**CUTTING TORQUE**

 REGULAR  
RATE (PER PC)  
4390.00

 HEAVY FULL BRASS  
RATE (PER PC)  
5390.00

**KT-694**
**HEATING TORQUE**

 RATE (PER PC)  
1195.00

**KT-695**
**OXYGEN REGULATOR SINGLE STAGE**

 REGULAR  
SINGLE GAUGE  
RATE (PER PC)  
3390.00

 DOUBLE GAUGE  
RATE (PER PC)  
3590.00

 HEAVY  
SINGLE GAUGE  
RATE (PER PC)  
4290.00

 DOUBLE GAUGE  
RATE (PER PC)  
5990.00

**KT-695-A**
**OXYGEN REGULATOR DOUBLE STAGE**

 REGULAR  
SS BODY  
DOUBLE GAUGE  
RATE (PER PC)  
7690.00

 MATERIAL STAINLESS STEEL  
BODY MATERIAL BRASS  
GAUGES DOUBLE  
DISPLAY ANALOGUE

 HEAVY  
FULL BRASS  
DOUBLE GAUGE  
RATE (PER PC)  
8990.00

 MATERIAL FULL BRASS  
BODY MATERIAL BRASS  
GAUGES DOUBLE  
DISPLAY ANALOGUE

**KT-696**
**FILTER REGULAR & LUBRICATOR (FRL)**

 MODEL : LIGHT  
RATE : 3390.00

 HEAVY  
5390.00

**KT-697**
**GAS CYLINDER KEY**

	LIGHT	MEDIUM	HEAVY
T-TYPE	72.00	98.00	115.00
L-TYPE	96.00	138.00	188.00

**KT-698**
**GAS CYLINDER KEY DROP FORGED**

LEVER TYPE	120.00
SPANNER TYPE (THREE IN ONE)	280.00