


KT-236 WOOD WORKING PLANNER MACHINE WITH ALL ACCESSORIES
(8 IN ONE)


- NINE (9) WORKINGS OF MACHINE**
1. SAWING
 2. REBATING
 3. DRILLING
 4. GRINDING
 5. GROOVING
 6. MOULDING
 7. SURFACING
 8. THICKNESSING
 9. CIRCULAR SAW

(8 IN ONE)
(9 IN ONE)

SIZE	WITHOUT MOTOR	WITH MOTOR	WITHOUT MOTOR	WITH MOTOR
10" 250MM	90000.00	120000.00	95000.00	125000.00
12" 300MM	100000.00	140000.00	104000.00	143000.00
14" 350MM	118000.00	165000.00	123000.00	169000.00
18" 450MM	180000.00	200000.00	185000.00	205000.00
24" 600MM	240000.00	290000.00	245000.00	295000.00

KT-236-A
(9 IN ONE)

REQUIRED MOTOR 3 HP (1440 R.P.M.)
ACCESSORY

KT-237
COMBINATION PLANNERS
KT-238

COMBINATION PLANNER & BANDSAW

APPROX. SPECIFICATION OF BANDSAW (IN INCHES)

DIAMETER OF SAW WHEELS	18 INCHES
MAXIMUM CUTTING CAPACITY	14 INCHES
THROAT DEPTH	16 INCHES
TABLE SIZE (LENGTH & WIDTH)	21X15 INCHES
WIDTH OF SAW WHEELS	1.5 INCHES
TABLE HEIGHT FROM FLOOR	37 INCHES
SPEED OF SAW WHEELS (RPM)	750
SAW BLADE LENGTH	144 INCHES
POWER	3 HP
WEIGHT OF MACHINE	580 KG.

RATE : (WITHOUT MOTOR)
199000.00


COMBINATION PLANNER AND BANDSAW WITH CHAIN MORTISER


APPROX. SPECIFICATION OF BANDSAW (IN INCHES)

DIAMETER OF SAW WHEELS	18 INCHES
MAXIMUM CUTTING CAPACITY	14 INCHES
THROAT DEPTH	16 INCHES
TABLE SIZE (LENGTH & WIDTH)	21X15 INCHES
WIDTH OF SAW WHEELS	1.5 INCHES
TABLE HEIGHT FROM FLOOR	37 INCHES
SPEED OF SAW WHEELS (RPM)	750
SAW BLADE LENGTH	144 INCHES
POWER	3 HP
WEIGHT OF MACHINE	580 KG.

RATE : (WITHOUT MOTOR)
199000.00

PLANNER & CHAIN MORTISER
SIZE: 12 INCHES RATE : 159000.00
KT-239

9 IN ONE INCLUDING CHAIN MORTISING
CHAIN MORTISING
PLANNER MACHINE WITH ROUTER
SIZE : 12 INCHES RATE : 135000.00
KT-240

ROUTER TABLE
9 IN ONE INCLUDING ROUTER
COMBINATION PLANNER MACHINE 13" & CHAIN MORTISER WITH 4 JACK (2 SIDE JACKS)
RATE: 169000.00
REQUIRED MOTOR 3HP (WITHOUT MOTOR)
KT-241

10 IN ONE INCLUDING CHAIN MORTISING
CHAIN MORTISING
TWO SIDE JACKS
PLANNER MACHINE WITH 4 JACK (2 SIDE JACKS), REQUIRED MOTOR 3HP
KT-242


SIZE : RATE:
(WITHOUT MOTOR)

12"	139000.00
14"	153000.00
16"	169000.00
18"	188000.00
24"	285000.00


SURFACE PLANNER PLUS THICKNESS PLANNER
REQUIRED MOTOR 3HP

SIZE : RATE:
(WITHOUT MOTOR)

12"	193000.00
14"	205000.00
16"	215000.00
18"	245000.00
24"	385000.00


KT-243

GAUGE (THICKNESS) PLANNER DOUBLE SIDE

KT-244
THICKNESS PLANNER

(WITHOUT MOTOR)

TABLE SIZE:	RATE
10 INCHES	178000.00
12 INCHES	198000.00
14 INCHES	248000.00

THICKNESS PLANNER AUTO MOULD OPEN STAND
KT-245

SIZE: 10"
RATE
 99000.00

SIZE: 13"
RATE
 115000.00

GAUGE (THICKNESS) PLANNER SINGLE SIDE

KT-246
THICKNESS PLANNER

(WITHOUT MOTOR)

TABLE SIZE:	RATE
10 INCHES	78000.00
12 INCHES	85000.00
14 INCHES	93000.00

SURFACE PLANNER
KT-247

SURFACE PLANNER

(WITHOUT MOTOR)

TABLE SIZE:	RATE
10 INCHES	88000.00
12 INCHES	92000.00
14 INCHES	98000.00

COMBINED PLANNER (BOX BODY) JAI TYPE

KT-248
9 IN ONE

SIZE	RATE
10"	169000.00
13"	195000.00
15"	220000.00
18"	249000.00

SURFACE CUM THICKNESS PLANNER (OPEN STAND)
COMBINATION PLANNER
SIZE: 13" RATE: 135900.00
KT-249

DESCRIPTION: MM/INCH
 SURFACING CAPACITY : 330 /13"
 MAX. PLANNING WIDTH: 330/13"
 THICKENING CAPACITY: 177/7"
 LENGTH OF SURFACE TABLE: 1220/48"
 REBATING CAPACITY : 12.5/1.2"
 LENGTH OF THICKNESS TABLE 660/26"
 MIN. LENGTH OF WORK PC. FOR THICKENING 254/10"
 FEEDING SPEED (FEET PER MIN.) 24
 CUTTER BLOCK DIA METER 95/3.75"
 CUTTER BLOCK SPEED (RPM) : 4000
 STANDARD CUTTER BLOCK CODE NO. 3B-W
 CIRCULAR SAW TABLE SIZE: 560x280/22"x11"
 UP-DOWN MOVEMENT OF CIRCULAR SAW TABLE : 75/3"
 MAX. CIRCULAR SAW DIA METER 300/12"
 POWER REQUIRED HP/RPM 3HP/1440
 APPX. WEIGHT 330KG.


PISTON TYPE THICKNESS PLANNER
KT-250


THICKENING CAPACITY 177/7"
 SIZE: 10" 13" 16"
 MOTOR REQ. 2HP 3HP 3HP
 RATE 105000/- 135000/- 159000/-

KT-251 SURFACE PLANNER MACHINE (OPEN STAND)

SIZE 10"x48"
RATE
 79000.00


SIZE 13"x48"
RATE
 89000.00

KT-252
VERTICAL BANDSAW MACHINE (FABRICATED)


SIZE:	FABRICATE BODY (STEEL)	FABRICATE BODY WITH MOTOR
12" (300MM)	47900.00	68000.00
15" (375MM)	57900.00	79900.00
18" (450MM)	83000.00	125000.00
20" (500MM)	92000.00	145000.00
24" (600MM)	106000.00	183000.00
30" (750MM)	153000.00	288000.00
36" (900MM)	188000.00	325000.00
39" (975MM)	235000.00	360000.00
42" (1050MM)	275000.00	380000.00

HORIZONTAL BANDSAW TROLLEY TYPE
KT-253
**Motor required
10 H.P. 3 Phase**

MODEL	RATE (WITHOUT MOTOR)
36" (WITH TROLLEY & RAIL)	495000.00
42" (WITH TROLLEY & RAIL)	555000.00

**SPARE RAIL 60 FEET TOTAL
(PARALLEL 30 FEET)
RATE : 39900.00**
**SPARE TROLLEY
RATE : 79900.00**

KT-254
VERTICAL BANDSAW MACHINE (OPEN TYPE)

(STEEL BODY)

SIZE:	WIDTH OF WHEEL	SIZE OF TABLE	HEIGHT FLOOR TO TABLE	DEPTH OF CUT	DISTANCE FROM SAW BLADE TO FRAME	FABRICATE BODY WITH MOTOR	C.I. BODY (CAST IRON)
12" (300MM)	1.25	17.25x35"	35"	8"	12"	69900.00	49900.00
15" (375MM)	1.5	21.5x23"	21"	10"	14"	89900.00	59900.00
18" (450MM)	1.5	21.5x23"	21"	12"	15"	129000.00	85000.00
20" (500MM)	2"	27x28"	25"	15"	18"	150000.00	94000.00
24" (600MM)	2"	27x28"	28"	17"	21"	198000.00	109000.00
30" (750MM)	2.5"	35x36.5"	33"	22"	27"	295000.00	159000.00
36" (900MM)	3"	40x42"	37"	25"	32"	325000.00	189000.00
39" (975MM)	3"	41x43"	38"	27"	36"	395000.00	245000.00
42" (1050MM)	3"	41x43"	39"	31"	38"	425000.00	285000.00

KT-255

(CAST IRON)
KT-256
CHAIN MORTISING MACHINE (SLOTING MACHINE)


TYPE	MEDIUM	HEAVY	EXTRA HEAVY
MACHINE HEIGHT	46 INCHES	58 INCHES	60 INCHES
SLIDE SIZE	9.5"X20"	10"X21"	11"X22"
MORTISING CAPACITY	5 INCHES	5.5 INCHES	6 INCHES
CHAIN SET	1/2"-1"	1/2"-1"	1/2"-1"
AUTO CUT SYSTEM	YES	YES	YES
POLY WHEELS AT BOTTOM	YES	YES	YES
POWER/RPM	2 HP/1440	2 HP/1440	2 HP/1440
WEIGHT OF MACHINE	195 KG.	250 KG.	280 KG.
MOTOR BRAND	ORDINARY	CROMPTON	CROMPTON
RATE	133000.00	143000.00	153000.00

KT-257
SPINDLE MOULDER MACHINE


SPECIFICATIONS:
 WORK TABLE SIZE: 610x610
 SPINDLE DIA METER 31.75MM
 UP-DOWN WORKING OF SPINDLE 125MM /5"
 ARBOUR TILT 45 DEGREE
 POWER MOTOR 3HP(2800rpm)
 SPINDLE SPEED RPM 6000

RATE : 135000.00
KT-258
BASIC CHISEL MACHINE


**WITH UP-DOWN
ADJUSTABLE
UP-DOWN MOVEMENT
OF TABLE 3"
CROSS MOVEMENT 4"**

**RATE :
135000.00**

**BASIC CHISEL MACHINE
HEIGHT : 62"
BASE ; 21"x22.5
MOTOR : 1 HP 2800 RPM
WORKING TABLE HEIGHT : 37"
WEIGHT 110 KG**

KT-259

**RATE :
115000.00**

KT-260
TENONING MACHINE


1PHASE
RATE
169000.00

3PHASE
RATE
165000.00

HORIZONTAL MORTISER
KT-260 A

DRILLING TABLE SIZE: 455X225MM/18X10 INCH
UP-DOWN MOVEMENT OF MOTOR 75MM/3"
CROSS MOVEMENT OF MOTOR 100MM/4"
LONGITUDINAL MOVEMENT OF MOTOR 150MM/6"
POWER REQUIRED 1HP 2800 RPM

RATE WITH MOTOR :
125000.00


GUAGE TYPE
OPEN TYPE
KT-261
TABLE SAW

A

B

C
MOTORISED

D
MODEL :
6" , 8"
MODEL :
10" , 12"

MODEL GUAGE TYPE **RATE**
WITHOUT MOTOR **119000/-**
WITH MOTOR **149000/-**

A

MODEL OPEN TYPE **RATE**
WITHOUT MOTOR **79990/-**
WITH MOTOR **99900/-**

B

Size: 6" **750w**
MODEL : 6" **RATE**
WITH MOTOR **23900/-**

C

Size: 10" **1500w**
MODEL : 10" **RATE**
WITH MOTOR **69900/-**

D

Size: 8" **900w**
MODEL : 8" **RATE**
WITH MOTOR **25900/-**

Size: 12" **1800w**
MODEL : 12" **RATE**
WITH MOTOR **79900/-**

TCT BLADE SHARPENING MACHINE


SPECIFICATION:
GRINDING ADJUSTMENT +20 DEGREE
BLADE DIA METER : 80-700MM
125mm , 250w, 220 volt
RPM 2850

RATE:
19900/-

KT-262
AUTOMATIC BAND SAW BLADE GRINDER


RATE:
199000/-

KT-262 A
JIGSAW MACHINE

KT-263

SIZE	CUTTING CAP.	POWER REQUIRED	RATE
9"	0.5"	0.5H.P.	10900.00
12"	1"	1H.P.	11990.00
18"	1.25"	1H.P.	15990.00
24"	1.5"	1.5H.P.	18990.00
30"	1 5"	1 5H P	21900.00


8"
KT-264
WOOD TURNING LATHE

6"
SPARE BED

CENTER OF ADDA	6 INCHES	7 INCHES	8 INCHES
SIZE OF BED :	6 FEET	6 FEET	6 FEET
WEIGHT :	42 KGS.	48 KGS.	58 KGS.
RATE :	22000.00	25900.00	33900.00

SPARE BED : **6 FEET**
WEIGHT : **55 KGS.**
RATE : **17900.00**



2 way STANDARD MS




3 way STANDARD HSS



3 way EXTRA LONG MS



2 way STANDARD CARBIDE



MS



HCHC



TCT CARBIDE

www.kittytools.com AN ISO 9001: 2015 CO. www.kittytools.com

KT-265

CIRCULAR SAW BLADE

DIA	8"	10"	12"	14"	16"	18"	20"	22"	24"
18 GAUGE	252/-	322/-	690/-	1540/-	2100/-	2520/-	3890/-	5850/-	7350/-
16 GAUGE	322/-	480/-	1050/-	1740/-	2700/-	3520/-	4250/-	6250/-	7950/-
14 GAUGE	352/-	570/-	1220/-	1970/-	3340/-	4480/-	4890/-	6950/-	8950/-
12 GAUGE	382/-	670/-	1520/-	2170/-	3840/-	5480/-	5935/-	7430/-	9950/-

KT-266

MORTISE DRILL

SIZE	1/4	5/16	3/8	1/2	5/8	3/4
STANDARD (M.S. STEEL 110MM)	52/-	58/-	59/-	65/-	70/-	80/-
STANDARD (HSS STEEL 110MM)	89/-	99/-	109/-	119/-	199/-	399/-
E. LONG 6" (H.C.H.C. STEEL 150MM)	102/-	110/-	112/-	124/-	160/-	180/-
STANDARD (CARBIDE STEEL 110MM)	189/-	199/-	199/-	219/-	299/-	499/-

NOTE: RATES FOR LEFT & RIGHT & 2 WAY ARE SAME

KT-267

GROOVING CUTTER (JHIRI CUTTER)

SIZE :	1/4 (6MM)	5/16 (8MM)	3/8 (10MM)	1/2 (MM)
ORDINARY 6"	390/-	440/-	480/-	550/-
CARBIDE 4"	890/-	1050/-	1100/-	1280/-
CARBIDE 6"	990/-	1150/-	1200/-	1380/-
ADJUSTABLE (INTERCHANGEABLE BITS)	1150/-	1200/-	1380/-	1760/-

KT-268

REBATTING CUTTER (PATTAM CUTTER)

SIZE :	4.25" (110MM)	4.5" (115MM)
RATE :	1200/-	1360/-

KT-269

MOULDING CUTTER

SIZE (90MM) (1.5")	1480/-
--------------------	--------

KT-270

CARBIDE MOULDING CUTTER

SIZE: 110MM (4 1/4")	1"	1 1/4"	1 1/2"	2"	2 1/2"	3"
RATE:	5390/-	5990/-	6590/-	7990/-	8990/-	9990/-
SIZE: 115MM (4 1/2")	1"	1 1/4"	1 1/2"	2"	2 1/2"	3"
RATE:	5590/-	6290/-	6990/-	8590/-	9890/-	10090/-

KT-271

PATTAM CUTTING BLADE

SIZE: 1 1/4" X 1 3/4" (MS)	SIZE: 1 1/4" X 1 3/4" (CARBIDE)	SIZE: 1 1/4" X 1 1/4" (HCHC)
SET OF 4 PCS. 240/- PER SET	SET OF 4 PCS. 880/- PER SET	SET OF 4 PCS. 440/- PER SET

KT-272

WOOD DESIGN BIT

SIZE:	1/2"	5/8"	3/4"	1"	1 1/4"	1 1/2"	1 3/4"	2"	2 1/4"	2 1/2"
RATE :	270/-	290/-	310/-	330/-	350/-	380/-	410/-	430/-	450/-	480/-

KT-273

WOOD PLANNER BLADE

SIZE IN INCHES	THICKNESS	WIDTH	M. STEEL (4 PCS.)	H.C. H.C. STEEL (4 PCS.)	CARBIDE STEEL (2 PCS.)
10"	3MM	1.25"	890.00	1750.00	4400.00
12"	3MM	1.25"	990.00	1880.00	4900.00
13"	3MM	1.25"	1090.00	1980.00	5800.00
14"	3MM	1.25"	1350.00	3350.00	7200.00
15"	3MM	1.25"	1550.00	3950.00	8800.00
18"	3MM	1.25"	1790.00	4800.00	11500.00
24"	3MM	1.5"	2650.00	6900.00	19900.00
10"	6MM	1.25"	990.00	1990.00	4650.00
12"	6MM	1.25"	1150.00	2180.00	5200.00
13"	6MM	1.25"	1250.00	2380.00	6300.00
14"	6MM	1.25"	1450.00	3550.00	7500.00
15"	6MM	1.25"	1750.00	4550.00	9800.00
18"	6MM	1.25"	1990.00	5100.00	11900.00
24"	6MM	1.5"	2990.00	7300.00	21000.00



www.kittytools.com AN ISO 9001: 2015 CO. www.kittytools.com

KT-274
FEEDER ROLLER

SET OF 2 PCS.
RATE: 599/- PER SET

KT-275
TOP SPANNER

RATE : 280/-

KT-276
BLADE ADJUSTING BOLT

RATE: 28/- (PER PC.)

KT-277
TEMPERED SPARE HEX BOLT

SIZE: 3/8"X 3/4"
RATE: 980/- (PER 100)

KT-278
SPARE HEX BOLT

SIZE:	5/16"X 1/2"	5/16"X 3/4"	3/8"X 1/2"	3/8"X 3/4"
RATE:	880/- (PER 100)	980/- (PER 100)	990/- (PER 100)	1090/- (PER 100)

KT-279
CUP GRINDER

115MM

295/-

KT-280
MOTOR PULLEY

ORDINARY (SINGLE BELT)	1480/-
STEP PULLEY (3 BELT)	1755/-

KT-281
CHAIN MORTISE CHAIN SET

SIZE:	3/8"	7/16"	1/2"	5/8"	3/4"	1"
RATE:	5390/-	5590/-	5930/-	7590/-	9950/-	13950/-
SPARE CHAIN:	4890/-	4990/-	5230/-	6890/-	8950/-	11950/-

KT-282
PLANNER BLADE HOLDER (RULLA MISTAR)

SIZE:	10"	13"	14"	18"	24"
	450/-	480/-	580/-	880/-	1180/-

KT-283
BLADE SHARPENING HOLDER (DHAAR MISTAR)

SIZE:	10"	13"	14"	18"	24"
	750/-	850/-	980/-	1180/-	1580/-

KT-284
COUPLINE & MANDLE

COUPLINE	MANDLE	COMPLETE SET
430/-	750/-	1175/-

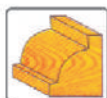
KT-285
COLLET PINS

3/8"	1/2"	5/8"	3/4"	1"
124/-	145/-	165/-	205/-	270/-

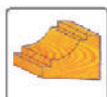
KT-286
SAW CIRCULAR PLATE

SET OF 2 PC. 270/-

www.kittytools.com AN ISO 9001: 2015 CO.


KT-287
OVOLO BITS

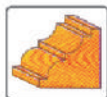
ITEM CODE	RATE PER PC	ITEM CODE	RATE PER PC	CUTTING DIA (A)	CUTTING LNTH	(R)	CUTTING AREA	ITEM CODE	RATE PER PC	ITEM CODE	RATE PER PC	CUTTING DIA (A)	CUTTING LNTH	(R)	CUTTING AREA
KT-9031	160.00	KT-9031-T	260.00	21	10	4	6x6	KT-9035	240.00	KT-9035-T	340.00	37	18	12	15x15
KT-9032	180.00	KT-9032-T	280.00	25	12	6	8x8	KT-9036	310.00	KT-9036-T	410.00	43	21	15	19x19
KT-9033	200.00	KT-9033-T	300.00	29	14	8	10x10	KT-9037	375.00	KT-9037-T	475.00	53	26	20	25x25
KT-9034	215.00	KT-9034-T	315.00	33	16	10	12x12	KT-9038	510.00	KT-9038-T	610.00	63	31	25	30x30


KT-288
COVE BEAD BITS

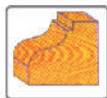
ITEM CODE	CUTTING DIA (A)	CUTTING LENGTH	RADIUS (R)	CUTTING AREA	RATE PER PC
KT-9041	25	8	4	6x6	290.00
KT-9042	29	10	6	8x8	305.00
KT-9043	33	12	8	10x10	395.00
KT-9044	37	14	10	12x12	445.00


KT-289
OVOLO COVE PROFILE BITS


ITEM CODE	CUTTING DIA (A)	CUTTING LENGTH	RADIUS (R)	CUTTING AREA	RATE PER PC
KT-9051	29	14	3	10x10	225.00
KT-9052	37	18	5	15x15	345.00
KT-9053	33	10	4	10x8	280.00
KT-9054	38	12	6	15x12	287.00


KT-290
COVE OVOLO PROFILE BITS

ITEM CODE	CUTTING DIA (A)	CUTTING LENGTH	RADIUS (R)	CUTTING AREA	RATE PER PC
KT-9061	29	14	3	10x10	290.00
KT-9062	37	18	5	15x15	315.00
KT-9063	33	10	4	10x8	339.00
KT-9064	38	12	6	15x12	390.00


KT-291
OGEE FILLET BITS

ITEM CODE	CUTTING DIA (A)	CUTTING LENGTH	RADIUS (R)	CUTTING AREA	RATE PER PC
KT-9071	29	14	3	10x10	270.00
KT-9072	37	18	5	15x15	330.00
KT-9073	33	10	4	10x8	380.00
KT-9074	38	12	6	15x12	430.00


KT-292
RABBETING (SLOT BITS)


ITEM CODE	CUTTING DIA (A)	CUTTING LENGTH	RADIUS (R)	CUTTING AREA	RATE PER PC	ITEM CODE	CUTTING DIA (A)	CUTTING LENGTH	RADIUS (R)	CUTTING AREA	RATE PER PC
KT-9091	35	4		4x12	160.00	KT-9096	35	12		12x12	210.00
KT-9092	35	6		6x12	170.00	KT-9097	35	15		15x12	240.00
KT-9093	35	8		8x12	180.00	KT-9098	35	20		20x12	280.00
KT-9094	35	9		9x12	190.00	KT-9099	35	25		25x12	345.00
KT-9095	35	10		10x12	200.00	KT-9100	35	38		38x12	510.00


KT-292-A
RABBETING (FOUR SIDE)

ITEM CODE	CUTTING DIA (A)	CUTTING LENGTH	RADIUS (R)	CUTTING AREA	RATE PER PC
KT-0123	3	35		10x5	195.00
KT-0124	4	35		12x6	195.00
KT-0126	6	35		14x7	225.00
KT-0128	8	35		16x8	245.00


KT-293
CHAMFER BITS

ITEM CODE	CUTTING DIA (A)	CUTTING LENGTH	RADIUS (R)	CUTTING AREA	RATE PER PC	ITEM CODE	CUTTING DIA (A)	CUTTING LENGTH	RADIUS (R)	CUTTING AREA	RATE PER PC	TRIM-MER
KT-9401	29	10	45°	10x10	240.00	KT-9405	40	14	30°	12x10	735.00	
KT-9402	37	16	45°	15x15	315.00	KT-9406	48	18	30°	15x12	895.00	
KT-9403	33	10	45°	10x8	495.00	KT-9401T	29	10	45°	10x10	248.00	GMM
KT-9404	38	12	30°	15x12	595.00	KT-9402T	37	16	45°	15x15	335.00	GMM

www.kittytools.com AN ISO 9001: 2015 CO.

CORNER BITS

ITEM CODE	CUTTING DIA (A)	CUTTING LENGTH	RADIUS (R)	CUTTING AREA	RATE PER PC
KT-0135	38	10		15x10	230.00
KT-0140	50	10		22x10	350.00
KT-0141	50	12		22x12	375.00
KT-0145	55	15		25x16	490.00
KT-0152	72	15		35x16	690.00


V-TYPE SLOTTING CUTTER

ITEM CODE	CUTTING DIA (A)	CUTTING LENGTH	RADIUS (R)	CUTTING AREA	RATE PER PC
KT-0934	12.7	12.7		12.7x12.7	85.00

TRIMMER 6MM
ROUTER 8MM

KT-296
FLUSH TRIM BIT BEAR
SHANK 8MM (ROUTER)
SHANK 6MM (TRIMMER)

ITEM CODE	CUTTING DIA (A)	CUTTING LENGTH	RATE PER PC
KT-5001	6	25	100.00
KT-5002	8	25	120.00
KT-5003	10	30	128.00
KT-5004	13	30	160.00

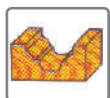
ITEM CODE	CUTTING DIA (A)	CUTTING LENGTH	RATE PER PC
KT-5001T	6	25	120.00
KT-5002T	8	25	150.00
KT-5003T	10	30	178.00
KT-5004T	13	30	190.00

KT-297
STRAIGHT BITS

ITEM CODE	ROUTER 8MM	ITEM CODE	TRIMMER 6MM	CUTTING DIA (A)	CUTTING LENGTH	CUTTING AREA	ITEM CODE	ROUTER 8MM	ITEM CODE	TRIMMER 6MM	CUTTING DIA (A)	CUTTING LENGTH	CUTTING AREA
KT-9501	85.00	KT-9501-T	99.00	4	8	8x4	KT-9506	174.00	KT-9506-T	144.00	12.7	12	20x12.7
KT-9502	95.00	KT-9502-T	105.00	6	15	15x12	KT-9507	180.00	KT-9507-T	190.00	15	15	20x15
KT-9503	115.00	KT-9503-T	135.00	8	20	20x8	KT-9508	190.00	KT-9508-T	240.00	19	20	20x19
KT-9504	125.00	KT-9504-T	155.00	10	20	20x10	KT-9509	240.00	KT-9509-T	260.00	20	20	20x20
KT-9505	155.00	KT-9505-T	185.00	12	20	20x12	KT-9510	290.00	KT-9510-T	290.00	25	20	20x25

STRAIGHT BITS 1.5" LONG
STRAIGHT BITS 2" EXTRA LONG

KT-9501-L	114.00	KT-9504-L	195.00	12.7	12	20x12.7	KT-9501-XL	184.00	KT-9504-XL	295.00	12.7	12	20x12.7
KT-9502-L	114.00	KT-9505-L	240.00	15	15	20x15	KT-9502-XL	194.00	KT-9505-XL	345.00	15	15	20x15
KT-9503-L	130.00	KT-9506-L	360.00	19	20	20x19	KT-9503-XL	204.00	KT-9506-XL	399.00	19	20	20x19


CLASSICAL FLUNGE BITS

ITEM CODE	CUTTING DIA (A)	CUTTING LENGTH	RADIUS (R)	CUTTING AREA	RATE PER PC
KT-9601	16	11	3	16x8	125.00
KT-9602	20	13	4	20x10	165.00
KT-9603	24	15	5	24x12	190.00

ITEM CODE	CUTTING DIA (A)	CUTTING LENGTH	RADIUS (R)	CUTTING AREA	RATE PER PC
KT-9604	28	18	6	28x14	220.00
KT-9605	32	21	7	32x16	260.00
KT-9606	36	24	8	36x18	295.00

KT-299
STEP OLOGO BITS

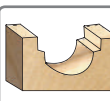
ITEM CODE	CUTTING DIA (A)	CUTTING LENGTH	RADIUS (R)	CUTTING AREA	RATE PER PC
KT-9801	29	14	3	10x10	210.00
KT-9802	37	18	5	15x15	315.00
KT-9803	33	10	4	10x8	268.00
KT-9804	38	12	6	15x12	294.00


KT-299-A
ROMON OGEE BITS

ITEM CODE	CUTTING DIA (A)	CUTTING LENGTH	RADIUS (R)	CUTTING AREA	RATE PER PC
KT-9081	29	12	3	10x10	194.00
KT-9082	37	16	5	15x15	300.00
KT-9083	33	10	4	10x8	250.00
KT-9084	38	12	6	15x12	300.00


KT-300
STEP & ROUND BITS


ITEM CODE	CUTTING DIA (A)	CUTTING LENGTH	RADIUS (R)	CUTTING AREA	RATE PER PC	ITEM CODE	CUTTING DIA (A)	CUTTING LENGTH	RADIUS (R)	CUTTING AREA	RATE PER PC
KT-9201	10	8	3	10x5	120.00	KT-9205	18	12	7	18x9	210.00
KT-9202	12	9	4	12x6	135.00	KT-9206	20	13	8	20x10	240.00
KT-9203	14	10	5	14x7	155.00	KT-9207	22	14	9	22x12	280.00
KT-9204	16	11	6	16x8	175.00	KT-9208	24	15	10	24x14	315.00



www.kittytools.com AN ISO 9001: 2015 CO.


KT-301
CORE BOX ROUND BITS (ROUND NOSE)


ITEM CODE	RATE PER PC	ITEM CODE	RATE PER PC	CUTTING DIA (A)	CUTTING LNTH. (R)	CUTTING AREA	ITEM CODE	RATE PER PC	ITEM CODE	RATE PER PC	CUTTING DIA (A)	CUTTING LNTH. (R)	CUTTING AREA
KT-9101	120.00	KT-9101-T	140.00	6	8	3 6x5	KT-9105	210.00	KT-9105-T	250.00	14	12	7 14x9
KT-9102	130.00	KT-9102-T	160.00	8	9	4 8x6	KT-9106	240.00	KT-9106-T	290.00	16	13	8 16x10
KT-9103	160.00	KT-9103-T	190.00	10	10	5 10x7	KT-9107	280.00	KT-9107-T	320.00	18	14	9 18x12
KT-9104	190.00	KT-9104-T	230.00	12	11	6 12x8	KT-9108	345.00	KT-9108-T	395.00	20	15	10 20x14


KT-302
CENTER OLOGO (THREAD BITS)

ITEM CODE	CUTTING DIA (A)	CUTTING LENGTH	RADIUS (R)	CUTTING AREA	RATE PER PC	ITEM CODE	CUTTING DIA (A)	CUTTING LENGTH	RADIUS (R)	CUTTING AREA	RATE PER PC
KT-9931	6	5	3	6x5	210.00	KT-9936	16	10	8	16x10	450.00
KT-9932	8	6	5	8x6	338.00	KT-9937	18	11	9	18x11	510.00
KT-9933	10	7	4	10x7	245.00	KT-9938	20	12	10	20x12	590.00
KT-9934	12	8	6	12x8	305.00	KT-9939	24	13	11	24x13	690.00
KT-9935	14	9	7	14x9	395.00	KT-9940	30	14	12	30x14	840.00


KT-303
DOUBLE OLOGO BITS

ITEM CODE	CUTTING DIA (A)	CUTTING LENGTH	RADIUS (R)	CUTTING AREA	RATE PER PC
KT-9921	29	14	3	10x10	210.00
KT-9922	37	18	5	15x15	320.00
KT-9923	33	10	4	10x8	265.00
KT-9924	38	12	6	15x12	288.00


KT-304
TOP OLOGO BITS

ITEM CODE	CUTTING DIA (A)	CUTTING LENGTH	RADIUS (R)	CUTTING AREA	RATE PER PC
KT-9911	29	12	3	10x10	210.00
KT-9912	37	16	5	15x15	338.00
KT-9913	33	10	4	10x8	245.00
KT-9914	38	12	6	15x12	305.00


KT-305
HINGES BORING BIT FOR WOOD

35MM	299.00 (ECO) 299.00 (HEAVY)	SIZE	RATE (PER PC)	SIZE	RATE (PER PC)
		18MM	170.00	38MM	340.00
		20MM	190.00	40MM	390.00
		25MM	220.00	45MM	470.00
		32MM	250.00	50MM	590.00


KT-306
TRIMMER BIT SET

 RATE (PER SET)
1590.00

KT-307
ROUTER BIT SET OF 12 PCS

 REGULAR
RATE (PER PC)
1599.00

KT-307-A
ROUTER BIT SET OF 12 PCS

 HEAVY
RATE (PER PC)
2699.00

KT-307-B
ROUTER BIT SET OF 87 PCS

 RATE (PER PC)
19999.00



RABBETING BIT (PATTAM)

KT-308

MOULDING/PATTAM BITS (INDIAN)

SHANK SIZE :	RATE
1 Inch x 8MM	399.00
1¼ Inch x 8MM	489.00
1½ Inch x 8MM	625.00
1¾ Inch x 8MM	750.00
2 Inch x 8MM	899.00
SHANK SIZE :	RATE
1 Inch x 12MM	559.00
1¼ Inch x 12MM	599.00
1½ Inch x 12MM	760.00
1¾ Inch x 12MM	899.00
2 Inch x 12MM	990.00

www.kittytools.com

AN ISO 9001: 2015 CO.

www.kittytools.com

KT-309



STRAIGHT BIT (INDIAN)

SHANK SIZE :	RATE WITHOUT BEARING	RATE WITH BEARING
1 Inch x 8MM	299.00	359.00
1¼ Inch x 8MM	359.00	399.00
1½ Inch x 8MM	399.00	439.00
1¾ Inch x 8MM	453.00	499.00
2 Inch x 8MM	599.00	639.00
3 Inch x 8MM	699.00	759.00
SHANK SIZE :	RATE WITHOUT BEARING	RATE WITH BEARING
1 Inch x 12MM	359.00	399.00
1¼ Inch x 12MM	419.00	459.00
1½ Inch x 12MM	459.00	519.00
1¾ Inch x 12MM	519.00	559.00
2 Inch x 12MM	659.00	699.00
3 Inch x 12MM	759.00	799.00

KT-309-A



www.kittytools.com AN ISO 9001: 2015 CO. www.kittytools.com


KT-310
GRINDING ADDA FLAT BELT TYPE WITHOUT MOTOR

	Rate
No. 0 (Ball Brg.No. 6205)15" .6x"x3/4"x3/4"	2300.00
No. 1 (Ball Brg.No. 6206".6x"x3/4"x3/4"	3620.00
No. 1 (Taper Brg. No. 30206)18" .6x"x3/4"x3/4"	4300.00
No. 2 (Taper Brg. No. 30206) 23" .6x"12"x1"x1"	5430.00

KT-311
GRINDING ADDA BRACKET TYPE

MODEL	ORDINARY	MEDIUM	HEAVY
SIZE OF SHAFT :	18"	20"	23"
RATE ;	2700.00	2950.00	3390.00

KT-312
WOOD TURNING LATHE FLAT RUBBER BELT & V BELT TYPE (2 IN 1)

MODEL	SIZE	RATE	SIZE	RATE
ORDINARY	6"	7800.00	8.5"	8620.00
HEAVY	6"	10690.00	8.5"	13780.00

KT-313
WOOD TURNING LATHE V BELT TYPE

MODEL	SIZE	RATE	SIZE	RATE
ORDINARY	6"	7700.00	8.5"	11000.00
HEAVY	6"	8400.00	8.5"	13680.00

KT-314
ROTOR ADDA (WOOD PLANNER ADDA)

Size of Center			
6"	9"	12"	14"
6840.00	7520.00	9840.00	11310.00

KT-315
CIRCULAR SAW ADDA

WITH BALL BEARING	WITH TAPER BEARINGS
3/4" SHAFT REGULAR	3/4" SHAFT REGULAR
2190.00	2390.00

KT-316
CIRCULAR SAW ADDA

WITH BALL BEARING	
A 1" Ordinary (Single Plate)	1" Heavy (Double Plate)
2690.00	2880.00
WITH TAPER BEARINGS	
B 1" Ordinary (Single Plate)	1" Heavy (Double Plate)
2890.00	3150.00

KT-317
SAW CIRCULAR PLATE

2"	2.5"	3"	4"	5"	6"	7"
140.00	180.00	205.00	315.00	400.00	605.00	1020.00

KT-318
SAW CIRCULAR ADDA PLATE BASE

SHAFT SIZE 1" (25MM) WITH BALL BEARING	3590.00
SHAFT SIZE 1" (25MM) WITH TAPER BEARING	3890.00